

✓ At page 18, line 8, please replace "Figure 1 illustrates" with --Figure 1A and Figure 1B illustrate--.

▷ At page 18, after line 19 and above the line beginning with "Figure 5", please insert --Figure 5 is an example of DNA colonies formed by amplification of a specific template with single primers grafted onto a surface.--

✓ At page 18, line 20 (the line beginning with "Figure 5"), please replace "Figure 5 illustrates" with --Figure 6A and Figure 6B illustrate--.

✓ At page 18, line 23 (the line beginning with "Figure 6"), please replace "Figure 6" with --Figure 7--.

✓ At page 18, after line 24 and above the line beginning with "Figure 7", please insert --Figure 8 shows actual DNA colonies produced via the present invention.--

✓ At page 18, line 25 (the line beginning with "Figure 7"), please replace "Figure 7 illustrates" with --Figure 9A and Figure 9B illustrate--.

✓ At page 19, line 1, please replace "Figure 8 illustrates" with --Figure 10A and Figure 10B illustrate--.

✓ At page 19, line 5, please replace "Figure 9 shows" with --Figure 11A and Figure 11B show--.

✓ At page 19, line 7 (the line beginning with "Figure 10"), please replace "Figure 10 illustrates" with --Figure 12A, Figure 12B, and Figure 12C illustrate--.


✓ At page 19, line 9 (the line beginning with "Figure 11"), please replace "Figure 11 illustrates" with --Figure 13A and Figure 13B illustrate--.



✓ At page 19, line 11 (the line beginning with "Figure 12"), please replace "Figure 12 illustrates" with --Figure 14A and Figure 14B illustrate--.

✓ At page 19, line 14 (the line beginning with "Figure 13"), please replace "Figure 13" with --Figure 15--.

✓ At page 19, line 16 (the line beginning with "Figure 14"), please replace "Figure 14" with --Figure 16--.

✓ At page 19, line 18 (the line beginning with "Figure 15"), please replace "Figure 15" with --Figure 17--.





- ✓ At page 19, line 20 (the line beginning with "Figure 16"), please replace "Figure 16" with --Figure 18--.
- ✓ At page 19, line 22 (the line beginning with "Figure 17"), please replace "Figure 17" with --Figure 19--.
- ✓ At page 19, line 24, please replace "Figures 18 and 19 illustrates" with --Figure 20 and Figure 21 illustrate--.
- ✓ At page 25, line 8, please replace "Figure 4" with --Figures 4 and 5--.
- ✓ At page 25, line 9, please replace "(a)" with --Fig. 4--, and please replace "(b)" with --Fig. 5--.
- ✓ At page 25, line 13, please replace "figure 4b" with --Figure 5--.
- ✓ At page 26, line 4, please replace "Figure 5" with --Figures 6A and 6B--.
- ✓ At page 26, line 20, please replace "Figures 1f and 5f" with -- Figure 1A, (f) and Figure 6A, (f)--.
- ✓ At page 26, line 21, please replace "Figure 5" with --Figures 6A and 6B--.
- ✓ At page 28, lines 4 and 10, please replace "figure 6A" with --Figure 7--.
- ✓ At page 30, line 20, please replace "figure 6B" with --Figure 8--.
- ✓ At page 31, line 4, please replace "Figure 7 is" with --Figures 9A and 9B are--.
- ✓ At page 31, line 5, please replace "Figures 1 and 5" with --Figures 1A/1B and 6A/6B--.
- ✓ At page 31, line 13, please replace "figures 7(a) to 7(e)" with --Figure 9A, (a) to (e)--.
- ✓ At page 31, line 15, please replace "figures 7(f) to 7(k)" with --Figure 9A, (f) to (h) and Figure 9B, (i) to (k)--.
- ✓ At page 31, line 16, please replace "Figure 7(l)" with --Figure 9B, (l)--.
- ✓ At page 32, line 6, please replace "Figure 8 illustrates" with --Figures 10A and 10B illustrate--.
- ✓ At page 32, line 9, please replace "figure 8a" with --Figure 10A, (a)--.
- ✓ At page 32, line 14, please replace "figure 8c" with --Figure 10A, (c)--.
- ✓ At page 32, line 18, please replace "figure 8b" with --Figure 10A, (b)--.
- ✓ At page 32, line 24, please replace "figure 8d" with --Figure 10B, (d)--.

RECEIVED

DEC 28 2000

TECH CENTER 1600/290

- ✓ At page 32, line 28, please replace "figure 8e" with --Figure 10B, (e)--.
- ✓ At page 35, line 20, please replace "Figure 9" with --Figures 11A and 11B--.
- At page 36, line 10, please replace "Figure 10" with --Figures 12A, 12B and 12C--.
- ✓ At page 36, lines 11-12, please replace "figure 10a" with --Figure 12A, (a)--.
- ✓ At page 36, lines 16-17, please replace "figure 10b" with --Figure 12A, (b)--.
- ✓ At page 36, line 21, please replace "figure 10c" with --Figure 12B, (c)--.
- ✓ At page 36, line 22, please replace "figure 10" with --Figure 12B--.
- ✓ At page 36, lines 22- 23, please replace "figure 10d" with --Figure 12B, (d)--.
- ✓ At page 36, line 25, please replace "figure 10d" with --Figure 12B, (d)--.
- ✓ At page 36, lines 26-27, please replace "figure 10e" with --Figure 12B, (e)--.
- ✓ At page 36, lines 28-29, please replace "figure 10f" with --Figure 12C, (f)--.
- ✓ At page 37, line 3, please replace "figure 10g" with --Figure 12C, (g)--.
- ✓ At page 37, line 7, please replace "figure 10h" with --Figure 12C, (h)--.
- ✓ At page 37, line 12, please replace "figures 10e and 10h" with --Figure 12B, (e) and Figure 12C, (h)--.
- ✓ At page 37, line 21, please replace "Figure 11 a-e" with --Figures 13A and 13B--.
- ✓ At page 37, lines 22 and 26, please replace "figure 11a" with --Figure 13A, (a)--.
- ✓ At page 37, line 29, please replace "figure 11b" with --Figure 13A, (b)--.
- ✓ At page 37, line 31, please replace "figure 11e" with --Figure 13B, (e)--.
- ✓ At page 38, line 2, please replace "Figure 12" with --Figures 14A and 14B--.
- ✓ At page 38, line 5, please replace "Figure 12a" with --Figure 14A, (a)--.
- ✓ At page 38, line 11, please replace "Figures 12b) to 12d)" with --Figure 14A, (b) and Figure 14B, (c) and (d)--.
- ✓ At page 38, lines 17-18, please replace "figure 12b" with --Figure 14A, (b)--.
- ✓ At page 38, line 21, please replace "figure 12d" with --Figure 14B, (d)--.
- ✓ At page 40, lines 15 and 27, please replace "figure 13a" with --Figure 15, (a)--.
- ✓ At page 41, line 9, please replace "figure 13a" with --Figure 15, (a)--.

- ✓ At page 41, lines 18-19, please replace "figure 13b" with --Figure 15, (b)--.
- ✓ At page 41, line 24, please replace "Figure 13b" with --Figure 15, (b)--.
- ✓ At page 42, lines 8 and 14, please replace "figure 13c" with --Figure 15, (c)--.
- ✓ At page 42, lines 19 and 27, please replace "figure 13d" with --Figure 15, (d)--.
- ✓ At page 46, line 14, please replace "figure 16c" with --Figure 12B, (c)--.
- ✓ At page 46, lines 21-22, please replace "figure 10f" with --Figure 12C, (f)--.
- ✓ At page 48, line 3, please replace "figure 14" with --Figure 16--.
- ✓ At page 48, lines 10 and 16, please replace "figure 14a" with --Figure 16, (a)--.
- ✓ At page 48, line 19, please replace "figure 14b" with --Figure 16, (b)--.
- ✓ At page 48, lines 22 and 23, please replace "figure 14c" with --Figure 16, (c)--.
- ✓ At page 48, line 25, please replace "figure 14d" with --Figure 16, (d)--.
- ✓ At page 51, line 24, please replace "Figure 16d" with --Figure 16, (d)--.
- ✓ At page 51, line 31, please replace "Figure 19" with --Figure 18--.
- ✓ At page 63, line 14, please replace "16" with --18--.
- ✓ At page 63, line 18, please replace "figure 16a" with --Figure 18, (a)--.
- ✓ At page 63, lines 21-22, please replace "figure 16b" with --Figure 18, (b)--.
- ✓ At page 63, line 23, please replace "figure 16c" with --Figure 18, (c)--.
- ✓ At page 63, line 25, please replace "figure 16d" with --Figure 18, (d)--.
- ✓ At page 63, line 27, please replace "figure 16e" with --Figure 18, (e)--.
- ✓ At page 64, lines 4 and 10, please replace "figure 17" with --Figure 19--.
- ✓ At page 64, lines 17-18, please replace "figure 17a" with --Figure 19, (a)--.
- ✓ At page 64, lines 18 and 21, please replace "figure 17b" with --Figure 19, (b)--.
- ✓ At page 64, line 27, please replace "figure 17c" with --Figure 19, (c)--.
- ✓ At page 65, line 8, please replace "figure 17c" with --Figure 19, (c)--.
- ✓ At page 65, line 11, please replace "figure 17d" with --Figure 19, (d)--.
- ✓ At page 67, line 14, please replace "figure 18" with --Figure 20--.
- ✓ At page 67, lines 15 and 22, please replace "figure 18a" with --Figure 20, (a)--.
- ✓ At page 68, lines 2- 3, please replace "figure 18a" with --Figure 20, (a)--.
- ✓ At page 68, line 5, please replace "figure 21b" with --Figure 20, (b)--.
- ✓ At page 68, line 13, please replace "figure 18c" with --Figure 20, (c)--.

- ✓ At page 68, line 23, please replace "figure 18d" with --Figure 20, (d)--.
- ✓ At page 69, line 4, please replace "figure 18e" with --Figure 20, (e)--.
- ✓ At page 69, line 14, please replace "figure 19" with --Figure 21--.
- ✓ At page 69, line 17, please replace "figure 18" with --Figure 20--.
- ✓ At page 69, last two lines, please replace "figure 19f" with --Figure 21, (f)--.

IN THE CLAIMS:

Please amend claims 1-5, 11-15, 17-19, 27-30, 59, 61, and 65 as follows. All pending claims unamended herewith have been reproduced in small type for ease of reference.

Sub E1
A1
A2

1
2
3
4
5
6
8
9
10
11
12
13
14
15
16
17
18
1

1. (Amended) A method of nucleic acid amplification, comprising the steps
[A.]A) providing a plurality of primers that are **[immobilised]** immobilized but that have one end exposed to allow primer extension;
[B.]B) allowing a single stranded target nucleic acid molecule to anneal to one of said plurality of primers over part of the length of said single stranded nucleic acid molecule and then extending that primer using the annealed single stranded nucleic acid molecule as a template, so as to provide an extended **[immobilised]** immobilized nucleic acid strand;
[C.]C) separating the target nucleic molecule from the extended **[immobilised]** immobilized nucleic acid strand;
[D.]D) allowing the extended **[immobilised]** immobilized nucleic acid strand to anneal to one of said plurality of primers referred to in step A) and then extending that primer using the extended **[immobilised]** immobilized nucleic acid strand as a template, so as to provide another extended **[immobilised]** immobilized nucleic acid strand; and optionally,
[E.]E) separating the annealed extended **[immobilised]** immobilized nucleic acid strands from one another.
2. (Amended) A method according to claim 1, further comprising: